



HOOGHLY RIVER BRIDGE COMMISSIONERS

(A STATUTORY ORGANISATION UNDER GOVT. OF WEST BENGAL)

HRBC BHAWAN

ST. GEORGES GATE ROAD (MUNSHI PREM CHAND SARANI)

KOLKATA-700 021

Phone No.: 033-2253-4133, 2248-5833; Fax No.: 033-2248-5833

Email: direc.pldn@gmail.com

ADDENDUM NO. 1 TO TENDER DOCUMENT, DATED 26.03.2014

AGAINST

NIT NO. HRBC/PL. & DN./16 of 2013-2014, Dated 15.02.2014

No. HRBC/6R-38/2013/260314-5

Date: 26.03.2014

Sub: Repair with replacement of expansion joints in the main cable stayed bridge of 2nd Hooghly Bridge (Vidyasagar Setu) at Kolkata, West Bengal, India.

In terms of Clause 9 of Vol.1, Section 2 – Instructions to Bidders, the following modifications are made to the Tender Document.

Sl. No.	Location in Tender Document	Modifications
1.	Volume II,: Technical Specification, Page 68, second line of Clause 1.1 (ii)	The existing words “as per IRC: SP:55-2001” are replaced by “ as per IRC: SP:55-2011. ”
2.	Volume II,: Technical Specification, Page 72, last sentence of Clause 3.4	The existing sentence “Portions of the joint that extend past the roadway face of kerbs will not be measured for payment” is replaced by “ Portions of the joint which is provided on footpath on either side shall not be measured separately as the cost of the same are deemed to have been included in the rates quoted for the main expansion joint itself. ”
3.	Volume III,: Contract Drawings, Page 74	Volume III : Contract Drawings (marked as Addendum No. 1) comprising of 4 nos. drawings are enclosed and shall be attached in Book – 1 of Tender Document.

This may be considered as Addendum No.1 to Tender Document which is to be put in **Envelope No. 1** and it will be a part of the Tender Document.

All other particulars of the Tender Document will remain unaltered.

Encl: Volume III : Contract Drawings
(marked as Addendum No. 1).

Sd/-

Director (Pl. & Dn.), HRBC

**REPAIR WITH REPLACEMENT OF EXPANSION JOINTS
IN THE MAIN CABLE STAYED BRIDGE OF
2ND HOOGHLY BRIDGE (VIDYASAGAR SETU)
AT KOLKATA, WEST BENGAL, INDIA**

BOOK – 1

**Volume III
Contract Drawings**

(Addendum No. 1 to Tender Document Dated 26.03.2014)

Note: 4(four) nos. Contract drawings are to be printed on A3 sheets.

HOOGHLY RIVER BRIDGE COMMISSIONERS

(A Statutory Organisation under Government of West Bengal)

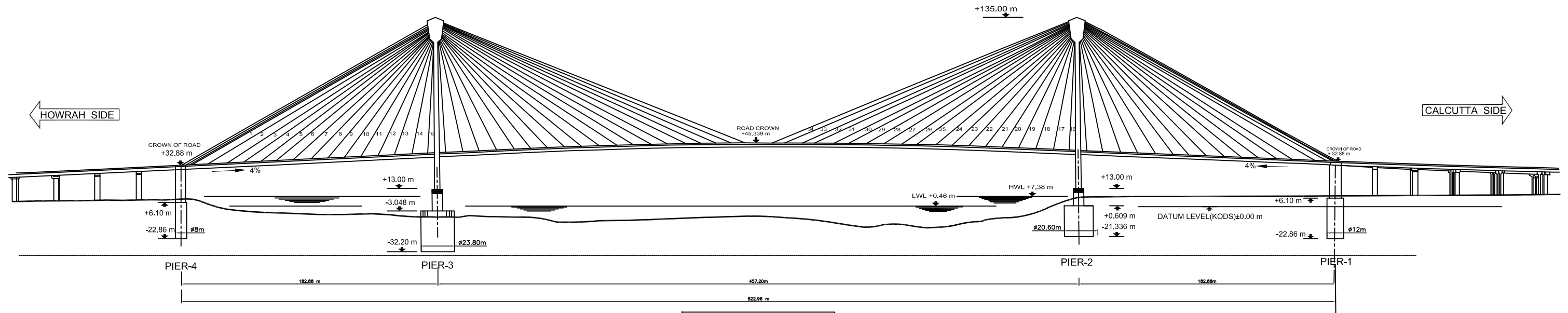
TRANSPORT DEPARTMENT

MUNSHI PREMCHAND SARANI

(ST. GEORGE'S GATE ROAD)

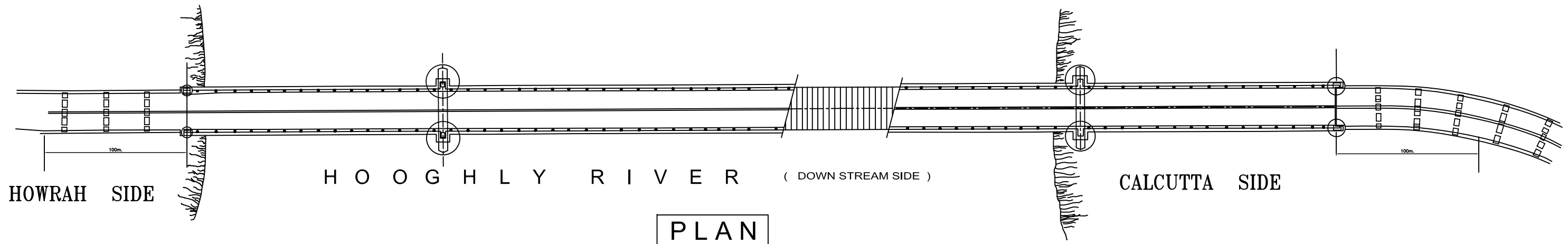
KOLKATA – 700 021

MARCH 2014



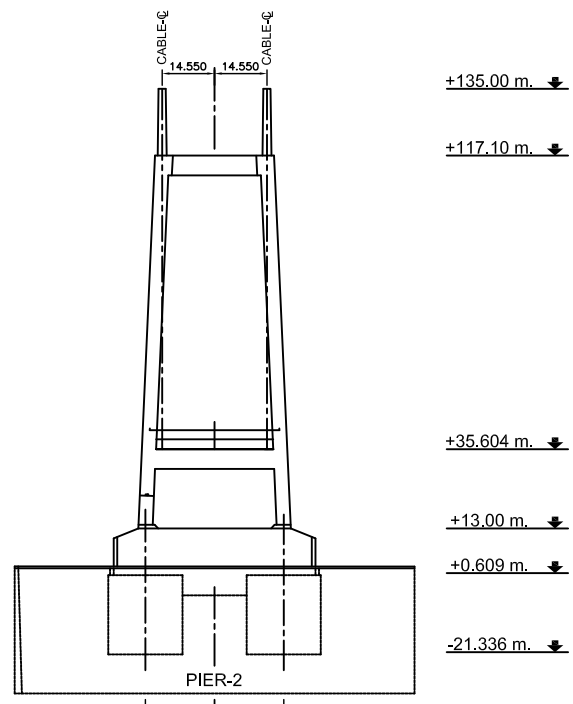
ELEVATION

SCALE - 1:1000

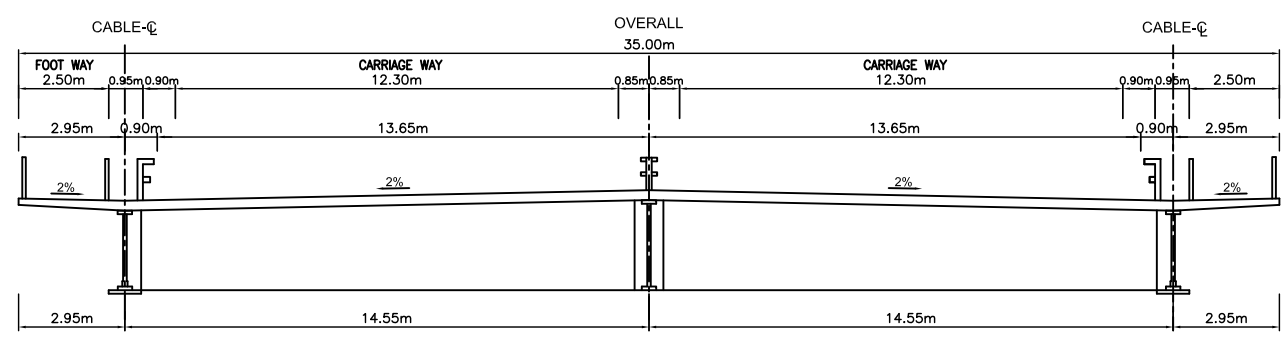


PLAN

SCALE - 1:1000



ELEVATION OF TOWER
SCALE-1:750

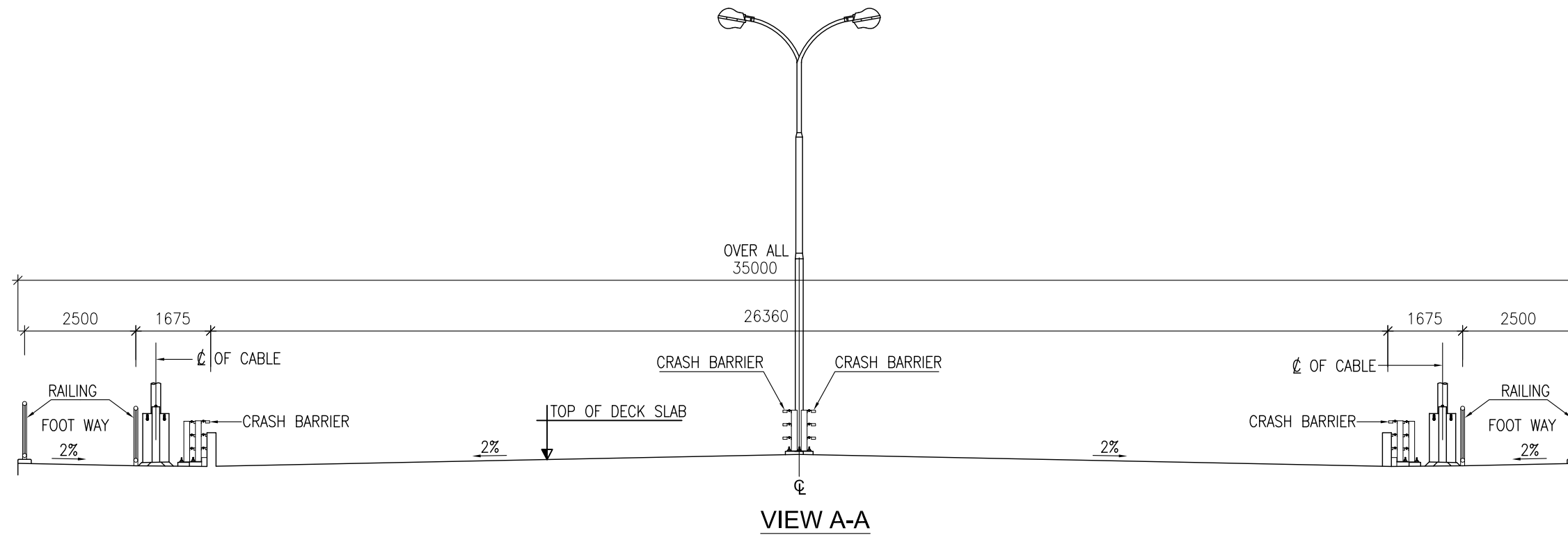


CROSS SECTION THROUGH DECK
SCALE-1:75

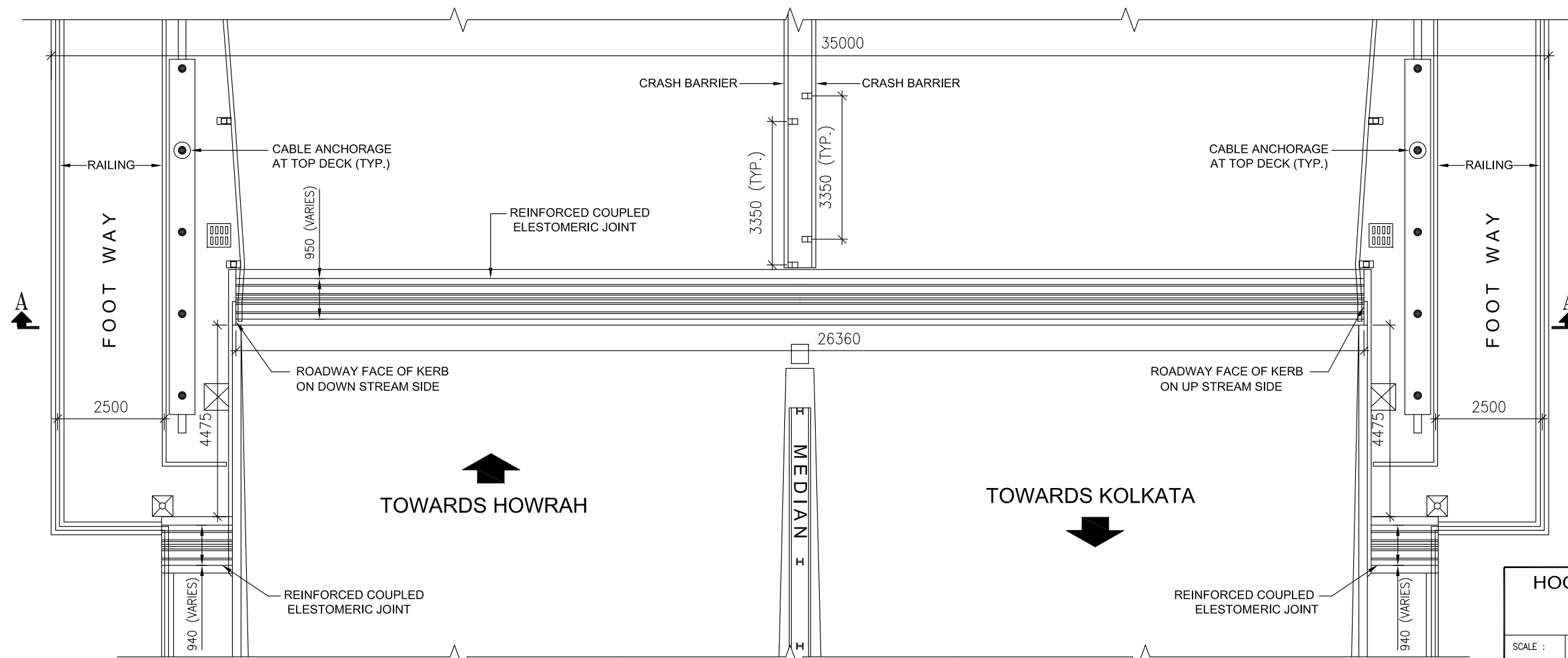
**THE
SECOND
HOOGHLY
BRIDGE**

FOR TENDER ONLY

HOOGHLY RIVER BRIDGE COMMISSIONERS SECOND HOOGHLY BRIDGE PROJECT		
SCALE 1:1000 & 1:1000	GENERAL ARRANGEMENT	
DRAWN BY A. G. S. A.P.M.	DRG. NO. H.R.B.C/17-81	
CHECKED BY D.Y. DIRECTOR (PL & DN)	DATE	DATE



VIEW A-A



PLAN OF REINFORCED COUPLED ELASTOMERIC EXPANSION JOINT AT PIER - 1 AT KOLKATA SIDE

LEGEND:-

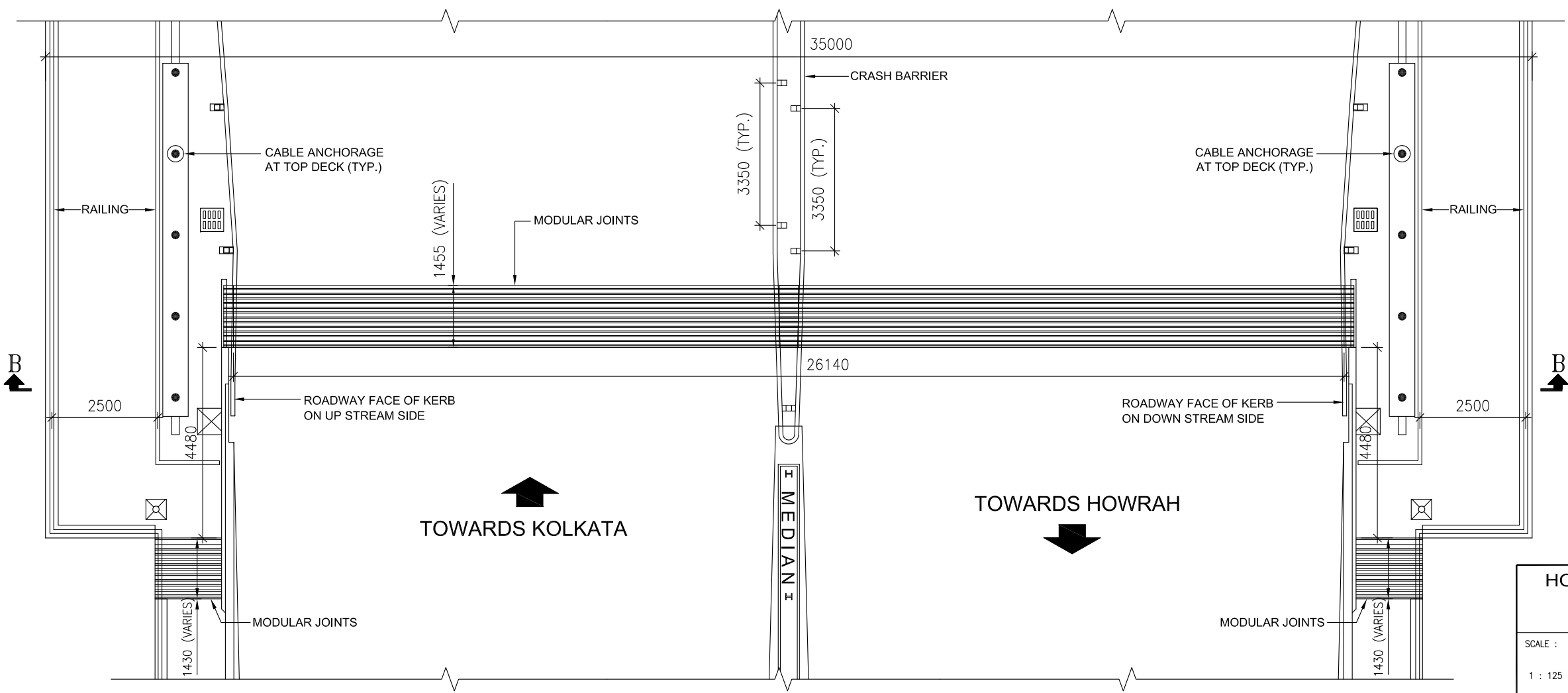
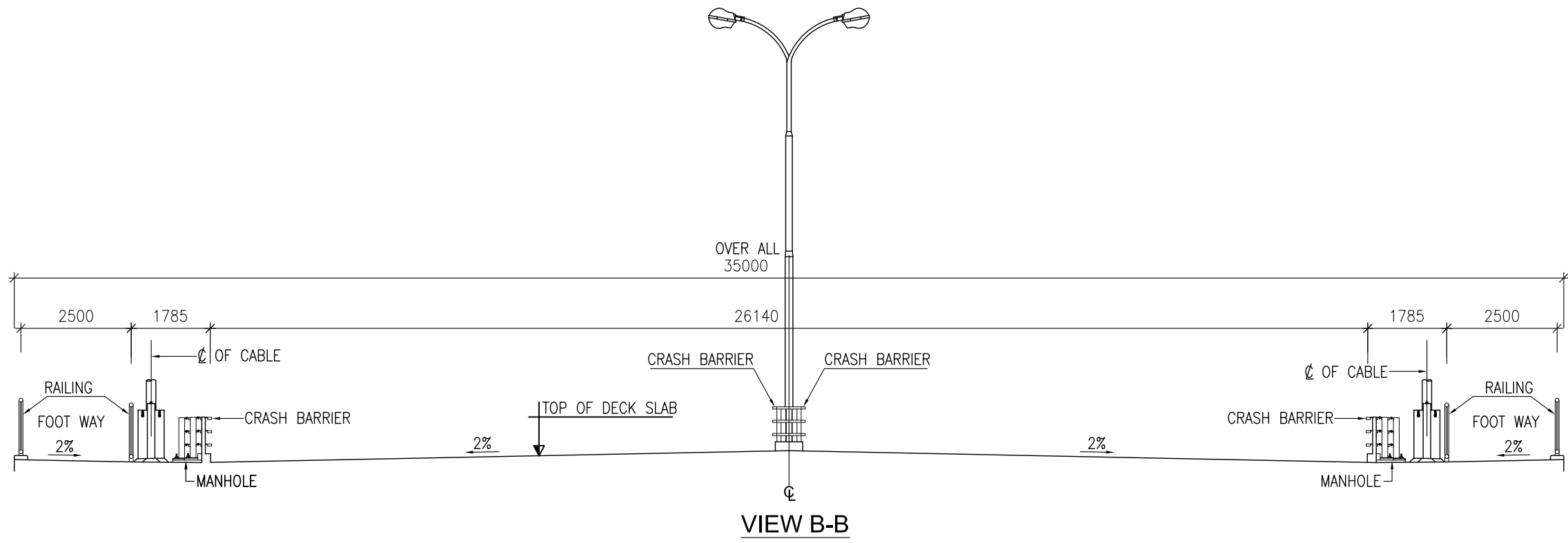
SL. NO.	DESCRIPTION	SYMBOL
01.	CABLE ANCHORAGE	●
02.	DRAINAGE SPOUT	⊠
03.	MANHOLE	⊠
04.	GULLYPIT	⊠

NOTE :

1. ALL DIMENSIONS ARE IN MM, OTHERWISE STATED.

FOR TENDER ONLY

HOOGHLY RIVER BRIDGE COMMISSIONERS ST. GEORGE'S GATE ROAD KOLKATA - 700 021.		
SCALE : 1 : 125	PROJECT : REPAIR WITH REPLACEMENT OF EXPANSION JOINTS IN THE MAIN CABLE STAYED BRIDGE OF 2ND HOOGHLY BRIDGE (VIDYASAGAR SETU) AT KOLKATA, WEST BENGAL, INDIA	
DATE : MAR-2014	TITLE : VIEW OF DECK AT EXPANSION JOINT AT PIER - 1 AT KOLKATA SIDE	
PREPARED BY: S.S.	DWG. NO. HRBC/EXP-JT/MB_KS - 001	REV. NO. R-0



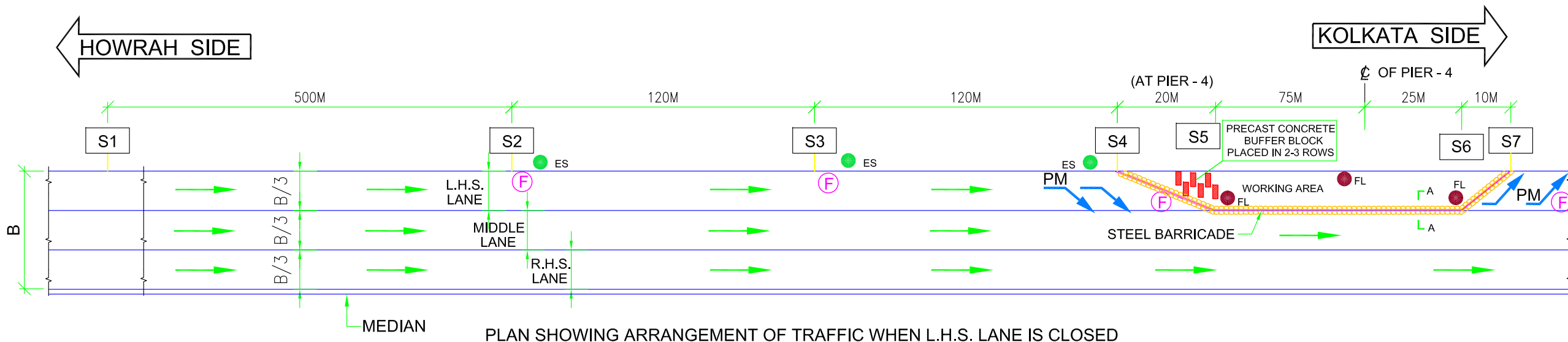
LEGEND:-

SL. NO.	DESCRIPTION	SYMBOL
01.	CABLE ANCHORAGE	●
02.	DRAINAGE SPOUT	⊠
03.	MANHOLE	⊠
04.	GULLYPIT	⊠

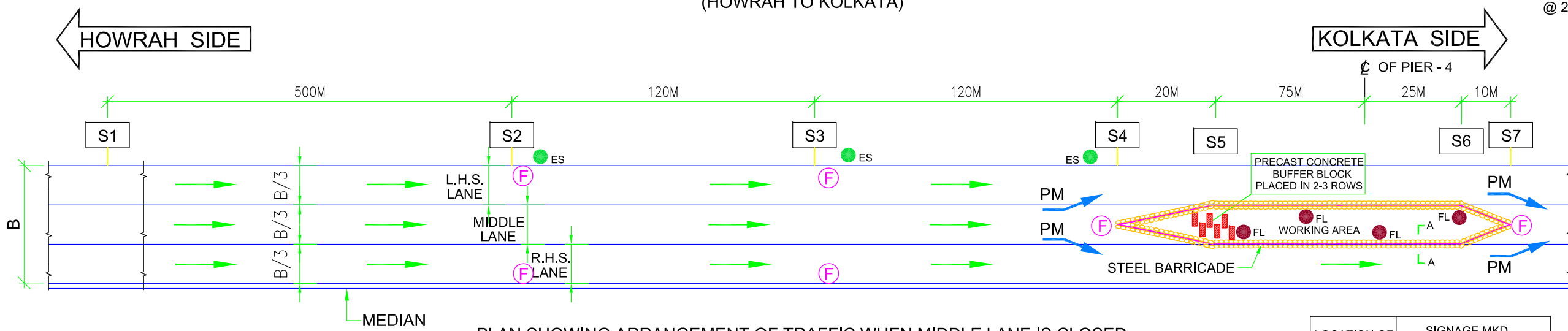
NOTE :
1. ALL DIMENSIONS ARE IN MM, OTHERWISE STATED.

FOR TENDER ONLY

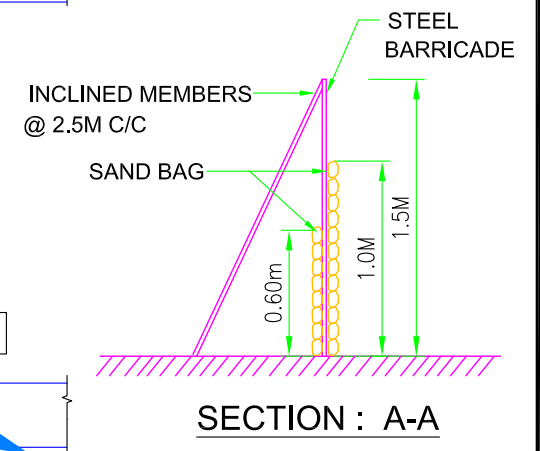
HOOGHLY RIVER BRIDGE COMMISSIONERS ST. GEORGE'S GATE ROAD KOLKATA - 700 021.		
SCALE :	PROJECT :	
1 : 125	REPAIR WITH REPLACEMENT OF EXPANSION JOINTS IN THE MAIN CABLE STAYED BRIDGE OF 2ND HOOGHLY BRIDGE (VIDYASAGAR SETU) AT KOLKATA, WEST BENGAL, INDIA	
DATE :	TITLE :	
MAR-2014	VIEW OF DECK AT EXPANSION JOINT AT PIER - 4 AT HOWRAH SIDE	
PREPARED BY:	DWG. NO.	REV. NO.
S.S.	HRBC/EXP-JT/MB_HS - 001	R-0



PLAN SHOWING ARRANGEMENT OF TRAFFIC WHEN L.H.S. LANE IS CLOSED
(HOWRAH TO KOLKATA)

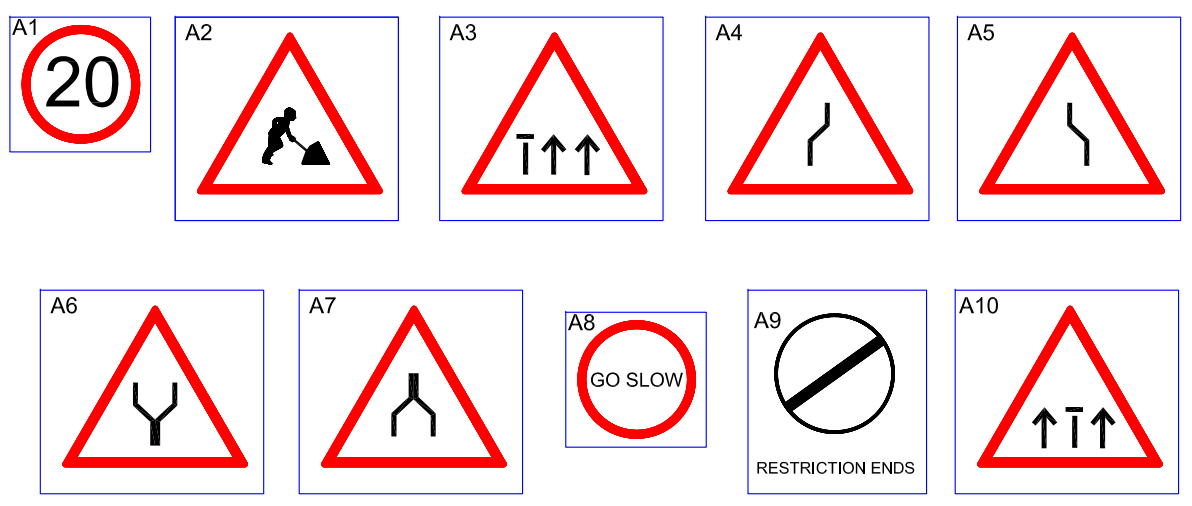


PLAN SHOWING ARRANGEMENT OF TRAFFIC WHEN MIDDLE LANE IS CLOSED
(HOWRAH TO KOLKATA)



NOTE :-

1. TRAFFIC ARRANGEMENT PLAN AS SHOWN IN THIS DRG. IS INDICATIVE AND FOR GUIDANCE ONLY. THE CONTRACTOR SHALL PROVIDE TRAFFIC BARRICADING IN FULL PROOF MANNER INCLUDING ALERTING VEHICLES FROM LONG DISTANT POSITION.
2. APART FROM OTHER LIGHTING FIXTURES, ENTIRE WORK ZONE SHALL BE BRIGHTLY ILLUMINATED BY FLOOD LIGHTS LIKE METAL HALOIDS ETC.
3. APART FROM OTHER SIGNBOARDS, ELECTRONIC SIGNBOARDS SHALL BE USED.
4. RED WARNING LIGHTS, LIKE LED CHAIN LIGHTS SHALL BE MOUNTED ON THE BARRICADES APART FROM USING BLINKERS AT DIFFERENT LOCATIONS.
5. TRAFFIC ARRANGEMENT PLAN, WHEN R.H.S. LANE IS CLOSED, SHALL BE MIRROR IMAGE OF THE TRAFFIC ARRGT. PLAN AS SHOWN IN THIS DRAWING FOR L.H.S. LANE.
6. TRAFFIC ARRANGEMENT PLAN FROM KOLKATA TO HOWRAH SHALL BE SIMILAR IN LINE WITH THE PLAN SHOWN FOR THE OTHER CARRAIGEWAY AS SHOWN IN THIS DRAWING.



LOCATION OF SIGNAGE	SIGNAGE MKD.	
	WHEN LEFT LANE IS CLOSED	WHEN MIDDLE LANE IS CLOSED
S1	A1, A2, A8	A1, A2, A8
S2	A1, A2, A8 A4, A8	A1, A2, A6 A8, A10
S3	A1, A2, A3 A4, A8	A1, A2, A6 A8, A10
S4	A1, A2, A4 A8	A1, A2, A6 A8,
S5	A1, A2, A8	A1, A2, A8
S6	A1, A2, A5 A8,	A1, A2, A7 A8,
S7	A5, A9	A7, A9

LEGEND :-

(F)	FLAG MEN
P.M.	PAVEMENT MARKING
S	SIGNAGE
A1- A10	CAUTIONARY / WARNING SIGNS
→	DIRECTION OF TRAFFIC MOVEMENT
B	CARRIAGE WAY WIDTH
ES ●	ELECTRONIC SIGNBOARD
FL ●	FLOOD LIGHT (METAL HALOID)

FOR TENDER ONLY

HOOGLHY RIVER BRIDGE COMMISSIONERS
ST. GEORGE'S GATE ROAD
KOLKATA - 700 021.

SCALE : NTS	PROJECT : REPAIR WITH REPLACEMENT OF EXPANSION JOINTS IN THE MAIN CABLE STAYED BRIDGE OF 2ND HOOGLHY BRIDGE (VIDYASAGAR SETU) AT KOLKATA, WEST BENGAL, INDIA
DATE : MAR-2014	TITLE : TRAFFIC ARRANGEMENT PLAN DURING REPLACEMENT WORK OF EXPANSION JOINTS ON VIDYASAGAR SETU
PREPARED BY : S.S.	DWG. NO. HRBC/EXP-JT/TA/MB_HS - 001
	REV. NO. R-0